

TRX VINYL RAILING



CCRR-0147

Complies with IBC, IRC, FBC.



LIFETIME LIMITED WARRANTY
VIRTUALLY MAINTENANCE FREE



TRX "B" Series
White Vinyl with Gloss White Aluminum Spindles

TRX SPECIFICATIONS

- Railing Heights: 36", 42"
- Boxed Railing Sections: 4', 6', 8', 10'
(rail support included with 8' and 10')
- Boxed Stair Rail Sections: 4', 6', 8', 10'
- Standard Vinyl Spindle: 1 3/8" x 1 3/8"
- "A" Series Vinyl Spindle: 1 3/8" x 1 3/8"
- Vinyl Spindle Spacing: 3 7/8"
- "B" Series Aluminum Spindle: 3/4" Round
- Aluminum Spindle Spacing: 3 7/8"
- Crossover Railing (optional): Standard Spindles,
"A" Series Spindles,
"B" Series Spindles
- Crossover Lengths: 10', 12', 14', 16'
(2 rail supports included with 14' and 16')
- Crossover Stair Railing: Not Available
- Chippendale Railing (optional): Standard Spindles
- Single Chippendale Lengths: 4', 6', 8', 10'
(rail support included with 8' and 10')
- Double Chippendale Lengths: 8', 10'
(rail support included with 8' and 10')
- Chippendale Stair Railing: Not Available
- Compliance: CCRR-0147 (Complies with IBC, IRC, FBC)



TRX Standard Spindles Double Chippendale
White

Cover
TRX Standard Spindles
White



TRX Spindles
Standard "A" Series "B" Series



Top Rail


TRX Rail
Aluminum
Reinforcement



Bottom Rail



Standard Spindles



"B" Series Spindles



TRX "A" Series
White



TRX "B" Series
Tan Vinyl with Speckled Walnut Aluminum Spindles



TRX "B" Series Crossover Railing
White Vinyl with Satin Black Aluminum Spindles

TRX HIDDEN SCREW RAIL MOUNTS



Top Rail Mount



Bottom Rail Mount



Top Stair Mount
(factory pre-cut)



Top Stair/Angle Mount
(uncut)



Bottom Stair/Angle
Mount



Top 45° Mount
(factory pre-cut)



Bottom 45° Mount
(factory pre-cut)

VINYL PORCH POSTS

COLUMN CLAD POST WRAPS

The Wood Post Supplies Load Capacity



4" 5" 6" 4" "A" Series 5" "A" Series 5" Victorian



Fluted Column Clad Ratchets to Lock Together




The Beautiful Vinyl Cladding Will Last for Years.



Smooth Column Clad Ratchets to Lock Together



Smooth Column Clad Wraps Over the Wood Post - No Screws Needed



Fluted Smooth



5" Square Posts are Reinforced by Sturdy Corrugated Aluminum
 "A" Series and Victorian Support Posts are Reinforced by Sturdy Aluminum
 6" Hurricane Mount®
 5" Top & Bottom Hurricane Mounts® are Tested for High Wind Loads
 4" Top & Bottom Post Mount Plates
 5" Top & Bottom Post Mount Plates

VINYL PORCH POSTS AND COLUMN CLAD SPECIFICATIONS

	4" Post Sleeve	4" "A" Series Post	5" Post Sleeve	5" Support Post	5" "A" Series Post	5" Victorian Post	6" Post Sleeve	Fluted Column Clad	Smooth Column Clad
Heights	38", 44", 48", 8', 9', 10'	8'8"	38", 44", 48", 54", 8', 9', 10'	8', 9', 10'	9', 10'	9'	38", 44", 48", 54", 10'	4", 6", 8" (Special Order)	4", 6"
Load Capacity	Non-Load Bearing w/o Wood Post	3,900 lb.	Non-Load Bearing w/o Wood Post	8' = 12,000 lb.	8'8" = 8,400 lb.	8'8" = 8,400 lb.	Non-Load Bearing w/o Wood Post	Non-Load Bearing w/o Wood Post	Non-Load Bearing w/o Wood Post

ADJUSTABLE ALUMINUM POST MOUNTS

The Adjustable Aluminum Post Mounts can mount on wood, concrete, vinyl, and composite. The Heavy-Duty Aluminum Post Mount complies with IBC and IRC (ICC-ES ESR-1324).



Top View

Powder coated base plates resist corrosion and ACQ wood treatment.



Angle Adjustment Leveling Bolts



Heavy-Duty Standard

The Adjustable Aluminum Post Mounts used with Post Sleeves and "A" Series Newel Posts.



4" Post Sleeve



Decorative Post Caps are Easily Attached with Vinyl Adhesive



4" "A" Series Newel Post (Available in 38", 44", 48", 52")

TRX Boxed Post Kit

- Includes:
- 4" x 4" Vinyl Post
 - 4-Way Adjustable Aluminum Post Mount
 - Post Flat Cap
 - Post Flair



VINYL POST CAPS



Flat Cap
4", 5", 6"



Trim Cap
4", 5"



Gothic Cap
4", 5"



Ball Cap
4", 5"

VINYL POST FLAIRS



4" Snap Lock Flair (1-piece)



6" Decorative Flair (1-piece)



5" Flair (1-piece)
Use w/Square Support Posts



5" Decorative Flair (4-piece)
Use w/Decorative Support Posts



Fluted Column Clad Flair (4-piece)



Smooth Column Clad Flair (4-piece)



ADA Compliant Railing System Includes:

- 1 3/8" Aluminum Rail
- 1/8" Collar Ring (to cover splice)
- Strong Internal Connector
- Continuous 180° Handrail Return
- Tapered 1-piece Wall Return
- Beveled Internal End Cap
- Custom Bend Elbows
- Verified AAMA 2604-05 Compliant Powder Coating
- Lifetime Warranty
- Virtually Maintenance Free



Collar Ring
To Cover Splice



Inside Corner Mount
Attaches to Post



Wall Mount

ALUMINUM CONTINUOUS HANDRAIL COLORS

Verified AAMA 2604-05 Compliant Powder Coating. Upgrade to optional AAMA 2605-05 powder coating available. Custom colors available.



Manufacturer of
Verified Components



Satin Black
DSI 101



Black Fine Texture
DSI 106



Metallic Bronze
DSI 103



Bronze Fine Texture
DSI 107



Evergreen
DSI 111

Colors shown are a close representation of the true color. Please consult actual samples for accurate powder coating colors.



1 3/8" Handrail
Aluminum



Internal Connector
Aluminum



1/8" Collar Rings
To Cover Splice



Handrail Return
180° Elbow



Wall Return



Handrail Elbows
5°, 31°, 34°, 36° Elbows



Handrail Elbow
90° Elbow



Inside Corner Mount
Attaches to Post



Internal End Cap



Wall Mount



Chocolate
DSI 124



Speckled Walnut
DSI 121



Sandy Shore
DSI 122



Gloss Beige
DSI 104



Gloss White
DSI 102

Colors shown are a close representation of the true color. Please consult actual samples for accurate powder coating colors.

TRX VINYL RAILING



TRX "B" Series
White Vinyl with Black Fine
Texture Aluminum Spindles



TRX "B" Series
Tan Vinyl with Speckled Walnut
Aluminum Spindles

VINYL COLORS

These standard vinyl colors are available in all styles.



White



Tan

ALUMINUM SPINDLE COLORS


Verified AAMA 2604-05 Compliant Powder Coating. Upgrade to optional AAMA 2605-05 powder coating available. Custom Colors Available. These standard aluminum spindle colors are available in all aluminum spindle styles.



Satin Black
DSI 101



Black Fine Texture
DSI 106



Metallic Bronze
DSI 103



Bronze Fine Texture
DSI 107



Evergreen
DSI 111



Chocolate
DSI 124



Speckled Walnut
DSI 121



Sandy Shore
DSI 122



Gloss Beige
DSI 104



Gloss White
DSI 102

Colors shown are a close representation of the true color. Please consult actual samples for accurate powder coating colors.



Made in the USA

SOLD BY